



UNIVERSITY OF  
CALGARY

# Environmental Scan -

**Summary of readily available information from online quick search regarding dance in Canada**

For Healthy Dancer Canada Strategic Planning Retreat May 6-7, 2023

**Information Collected By Allysan Lui**  
**Supported by Dr. Sarah Kenny and**  
**Marlene Stirrett-Matson**






# Disclaimer

This powerpoint and the accompanying document are composed of information readily available online through basic search methods. The main search engine for this search was Google. Statistical information is not collected from peer-reviewed articles.



Canadian Dance Assembly  
L'Assemblée canadienne de la danse

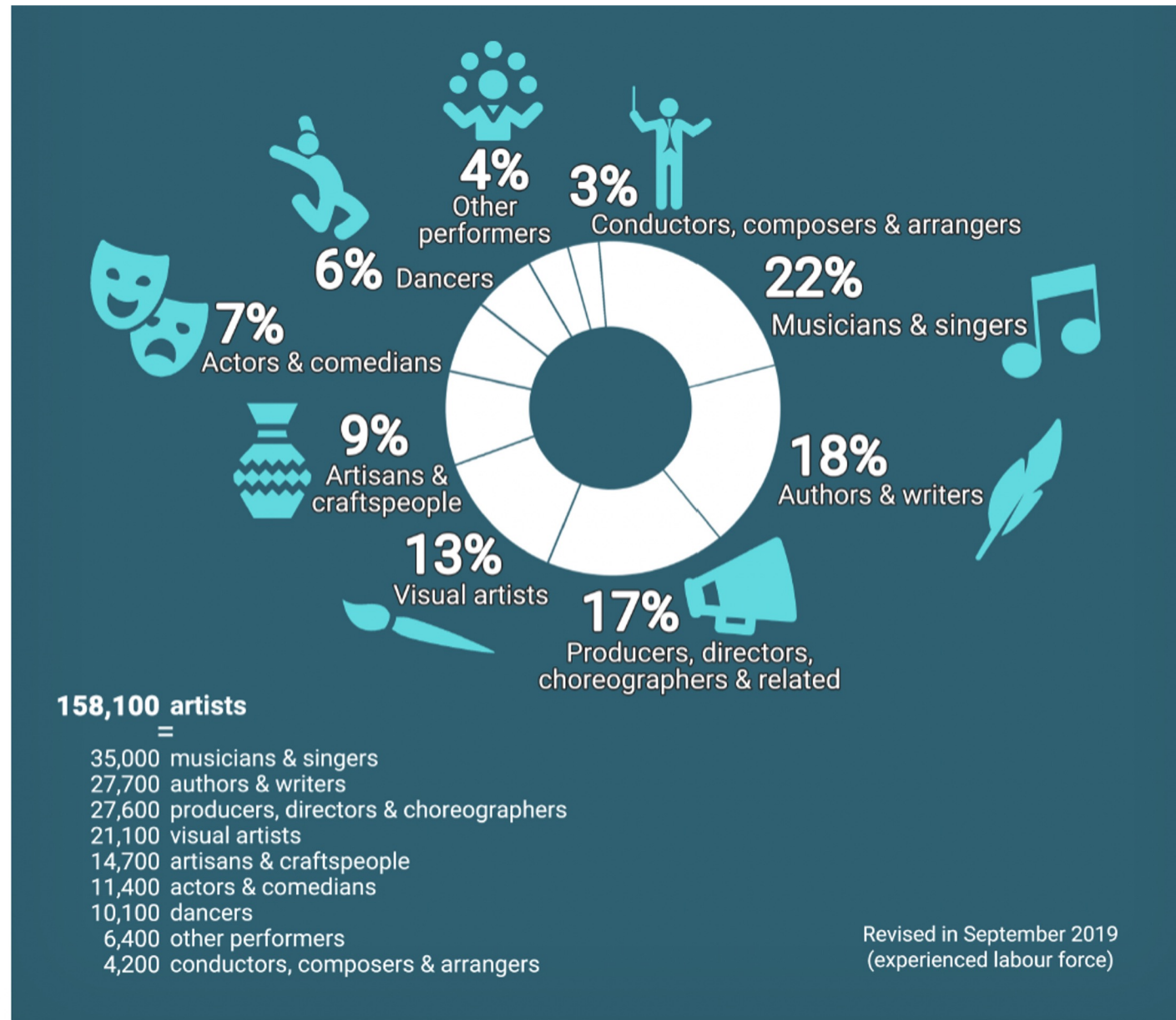




# Presentation Overview

- Who is in the Canadian artist community?
- Who is in the Canadian dance community?
- What is happening in the Canadian dance community?
- Who is consuming dance in Canada?
- The Dance Map of Canada
- Dance across Canadian provinces and territories
- Common findings, trends, and issues regarding
  - Gender
  - Income
  - Canadian Government
  - Racial and Disability Barriers
  - COVID-19
  - Health: Challenges to Dance Participation & Positive Health Effects of Dance

# Who is in the Canadian Artist Community?



*Note: Artists in the experienced labour force in May of 2016.*

*Source: 2016 census custom data request.  
Further insights: A Statistical Profile of Artists in Canada in 2016,  
funded by the Ontario Arts Council, Canada Council for the Arts,  
and Department of Canadian Heritage.*

Design by



# Who is in the Canadian Dance Community?

- 2016 Statistical Profile
  - High female population (~86%)
  - Bachelor's degree or higher (~25%)
  - 15-24 yrs (39%), >45 (20%)
  - Racialized groups (15%), Indigenous (3%), immigrants (16%)
  - Francophone (17%)
  - Self-employed (35%), teach dance (76%), dance companies (8%), arts/entertainment/recreation (16%)
  - Little data available on organizational, industrial, and/or sectoral governance
- Higher arts participation
  - Youth
  - Higher education
  - High family income
  - Not from a visible minority
- Dance teaching
  - Work-life balance
  - Skilled dancers ≠ skilled teachers

# What is Happening in the Canadian Dance Community?



<b>Dance programming</b>	<b>Dance program delivery</b>	<b>Areas of future focus for dance programming research</b>
Education	Classes and workshops	Indigenous communities
Children and youth	Community events	Inmates
Community belonging	Arts education	People in the justice system
Sports and recreation	Cultural festivals	At-risk adults
Civic engagement		
Multiculturalism		
Emergence of social impact		

# Who is Consuming Dance in Canada?

- Factors for dance performance attendance
  - Feeling welcome
  - Previous participation
  - Community connection
  - Broaden perspective
  - Interaction with others
- Higher Western & Eurocentric concert dance attendance
  - Youth
  - Female
  - High family income
  - Non-religious
- Higher cultural dance attendance
  - Racialized
  - Immigrant
  - Indigenous
- Barriers to dance attendance
  - Increased age
  - Lack of interest
  - Time
  - Live vs. online

86%

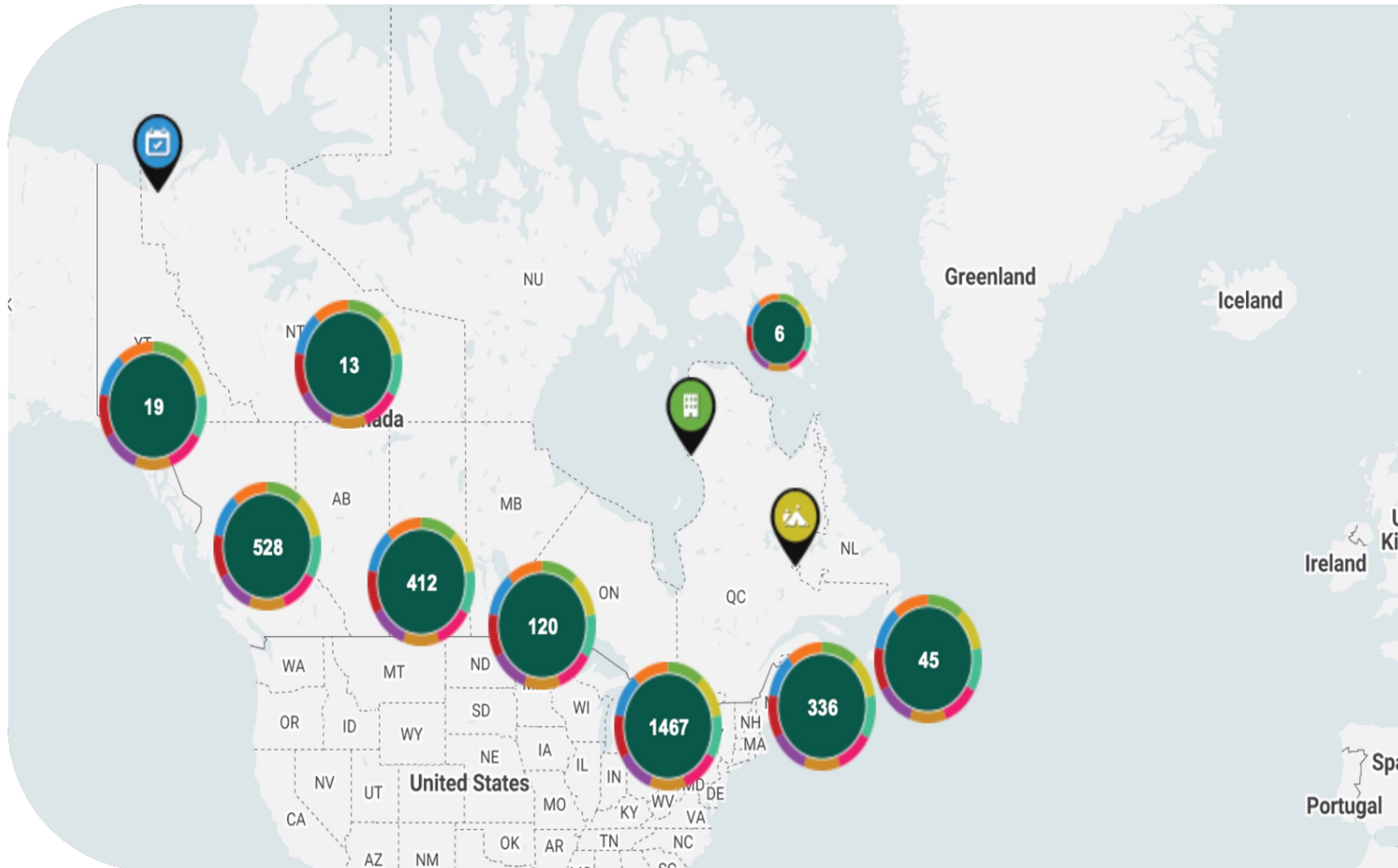
>15 yrs attended an  
arts activity in 2016

68%

>15 yrs attended an  
arts festival or  
performance in 2016



# Dance Map of Canada



## Legend

- Dance troupe/company
- Presenter/promoter
- Event/festival/competition
- Venue
- Dance instruction/training
- Funder/policy maker/sponsor
- Association/network
- Management/professional services
- Leisure dance club/group



# Dance Across Canadian Provinces & Territories

- Dance map of Canada
  - Focus on dance organizations by region
  - Lack of information on health services related to dance
- Direct arts/dance websites
  - Include: Memberships, funding, workshops, performances
  - Missing: Annual reports, financial statements, strategic plans
  - Dance for Health section: only Nova Scotia
  - Without regional websites: New Brunswick, Yukon, NWT, Nunavut, PEI
- Findings
  - Highest rate of dance attendance = BC
  - Highest number of dance organizations = Ontario
  - Lowest number of dance organizations = Nunavut



# Findings - Gender



[getty\\_580088046\\_343277.jpg](#)

- Greater female representation
  - Dancers
  - Admin
  - Marketing
  - Costumes
- Greater male representation
  - Technical occupations
  - Producers
  - Directors
  - Choreographers
- Gender issues:
  - Income gap
  - Similar education/training
  - Public exposure of artistic/creative output



# Findings - Income

- Income issues:
  - Dancers = lowest paid artist (~\$16,000 average)
  - Low pay rates
  - Self-employed
  - Seasonal work (Sept-June) or contract-to-contract
  - Extra part-time work
- Limited support systems:
  - Often not unionized
  - Little protection, insurance, pension plans
  - Lack of Employment Insurance
- General barriers:
  - Inadequate facilities
  - No social safety net
  - Insufficient support for emerging artists/companies
  - Underdeveloped job market



[141103182938-income-inequality-1024x576.png](#)



# Findings - Canadian Government

ARTISTS AND CULTURAL WORKERS  
IN THE PERFORMING ARTS ?

**\$2,500**  
**in financial**  
**support**  
**just for you !**



Funded by the  
Government  
of Canada

Canada

FONDATION  
DES ARTISTES


[AFC-CPAWRF-EN-  
1024x1024.jpg](#)

- Canada Performing Arts Workers Resilience Fund
  - May 2022 by Canadian Government with the Canadian Dance Assembly
  - One-time \$2500 payment for ~2000 live dance performers
  - Marginalized population prioritization
  - Top requests: Ontario, BC, Alberta
- Needs:
  - Investments
    - Preserve Canadian heritage
    - International presentation
    - Cultural diplomacy
    - Develop Canadian dance audiences
    - Individual artists
    - Research
    - Training
    - Production
  - Networking and partnerships



# Findings - Racial and Disability Barriers

- Inequality Issues:
  - Exclusion of Black audiences in arts
  - BIPOC artists income gap
  - Visible minorities vulnerable to abuse, harassment, discrimination
  - Absence of Black participation
  - Performativity
  - Secrecy
  - “Outsiders” mentality
- Needs:
  - New programs
  - Support for and celebration of all creative actions
  - Representation in all levels
  - Anti-harassment policies
  - Accessibility changes
  - Care-taking strategies



# Findings - COVID



[26017\\_Dance\\_Students\\_Wearing\\_Masks.rev.1621908366.png](#)

- Covid issues:
  - Slow live performance recovery
    - Ticket purchases
    - Format of delivery
    - Health precautions
    - Risk-taking
  - Price increases
  - Stress/anxiety
  - Reduced work
  - Increased uncertainty
- Digital dance experiences:
  - Accessibility
  - Lower engagement
  - Measure of attendance
  - Social Media
  - Professional development
  - Adaptations



# Findings - Health

## Challenges to Dance Participation & Positive Health Effects

- Health challenges that affect dance participation:
  - Consent and safety
  - Lack of job stability
  - Long-haul Covid
  - Pandemic trauma
  - Self-care
  - Policies
  - Reporting procedures
- Positive health effects from participating in dance:
  - Emotional
  - Spiritual
  - Intellectual
  - New experiences
  - Cultural connection
  - Community belonging
  - Healthy personal development



[images](#)



UNIVERSITY OF  
CALGARY

# Thank you for listening!

Questions? Detailed Notes Document -

<https://docs.google.com/document/d/1Z35CZQk7H8oIsp1nf6xsHDURhvkBEKF7J5doXVDYao8/edit?usp=sharing>

Allysan - [allysan.lui@ucalgary.ca](mailto:allysan.lui@ucalgary.ca)

Sarah - [kennys@ucalgary.ca](mailto:kennys@ucalgary.ca)

Marlene - [marlene.stirrett@gmail.com](mailto:marlene.stirrett@gmail.com)